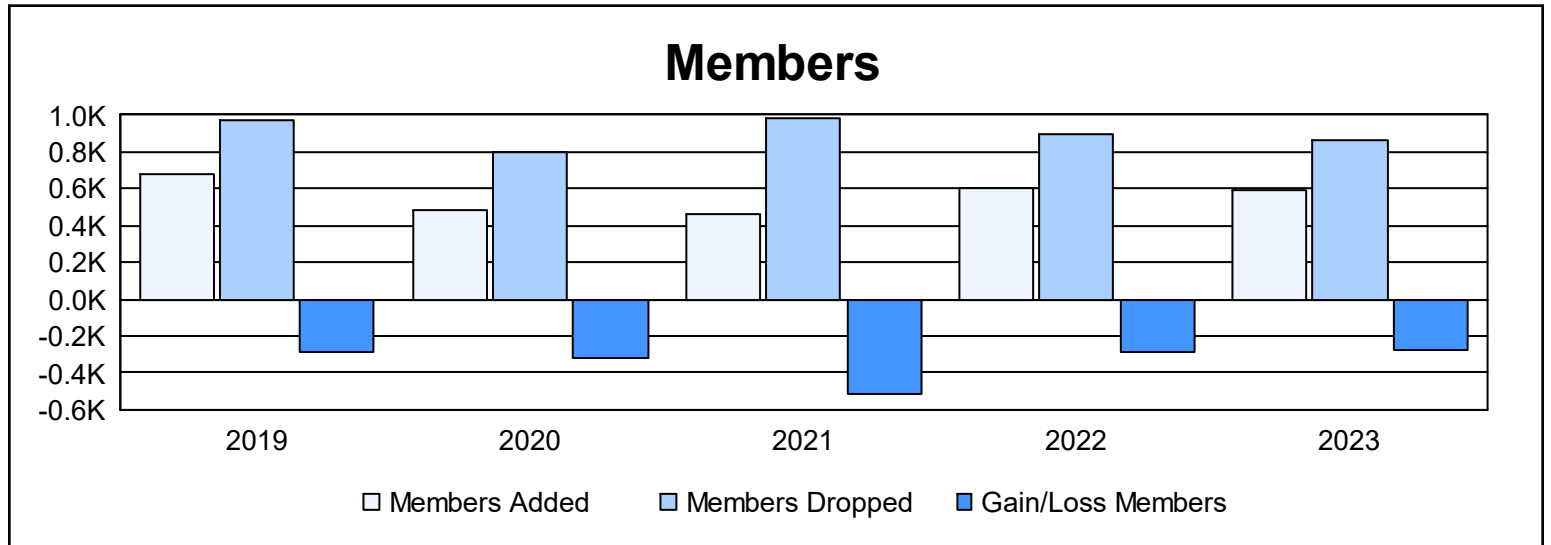
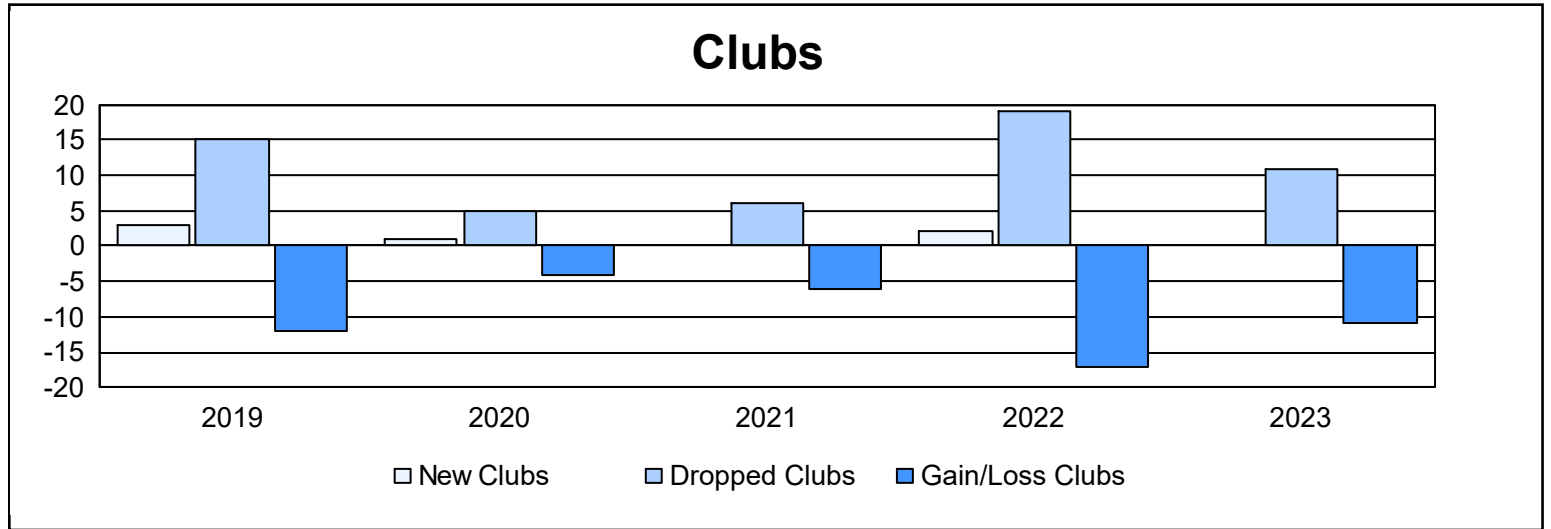


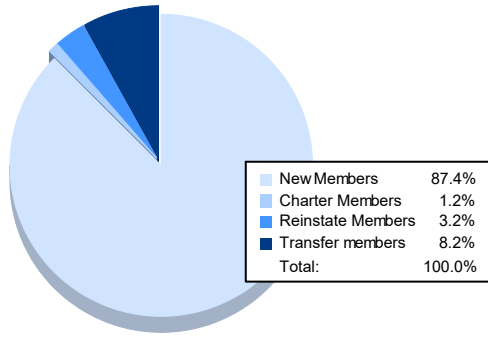
Multiple District 9

As of June 2023 Cumulative

| Year | New Clubs | Dropped Clubs | Gain/ Loss Clubs | New Members | Charter Members | Reinstate Members | Transfer Members | Total Member Added | Total Members Dropped | Gain/ Loss Members |
|----------------|-----------|---------------|------------------|-------------|-----------------|-------------------|------------------|--------------------|-----------------------|--------------------|
| 2018-2019 | 3 | 15 | -12 | 513 | 86 | 44 | 41 | 684 | 968 | -284 |
| 2019-2020 | 1 | 5 | -4 | 421 | 25 | 12 | 24 | 482 | 803 | -321 |
| 2020-2021 | 0 | 6 | -6 | 396 | 2 | 55 | 13 | 466 | 980 | -514 |
| 2021-2022 | 2 | 19 | -17 | 499 | 43 | 22 | 39 | 603 | 891 | -288 |
| 2022-2023 | 0 | 11 | -11 | 513 | 7 | 19 | 48 | 587 | 859 | -272 |
| Average | 1 | 11 | -10 | 468 | 33 | 30 | 33 | 564 | 900 | -336 |



Membership Composition June 2023 Cumulative



Gender Composition June 2023 Cumulative

